

AP BIOLOGY PHOTOSYNTHESIS AND CELLULAR RESPIRATION

AP BIOLOGY PHOTOSYNTHESIS AND CELLULAR RESPIRATION ARE TWO CRITICAL BIOLOGICAL PROCESSES THAT SUSTAIN LIFE ON EARTH. THESE PROCESSES ARE ESSENTIAL FOR CONVERTING ENERGY FROM ONE FORM TO ANOTHER, ALLOWING ORGANISMS TO THRIVE IN VARIOUS ENVIRONMENTS. IN THIS ARTICLE, WE WILL EXPLORE THE INTRICACIES OF PHOTOSYNTHESIS AND CELLULAR RESPIRATION, THEIR STAGES, AND THEIR INTERCONNECTIONS. UNDERSTANDING THESE FUNDAMENTAL PROCESSES IS CRUCIAL FOR AP BIOLOGY STUDENTS AS THEY PREPARE FOR EXAMS AND BUILD A FOUNDATION FOR ADVANCED BIOLOGICAL CONCEPTS.

UNDERSTANDING PHOTOSYNTHESIS

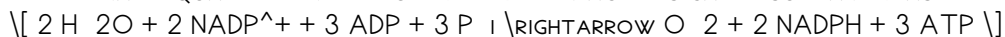
PHOTOSYNTHESIS IS THE BIOCHEMICAL PROCESS THROUGH WHICH GREEN PLANTS, ALGAE, AND CERTAIN BACTERIA CONVERT LIGHT ENERGY INTO CHEMICAL ENERGY STORED IN GLUCOSE. THIS PROCESS TAKES PLACE PRIMARILY IN THE CHLOROPLASTS OF PLANT CELLS AND INVOLVES TWO MAIN STAGES: THE LIGHT-DEPENDENT REACTIONS AND THE LIGHT-INDEPENDENT REACTIONS (CALVIN CYCLE).

THE LIGHT-DEPENDENT REACTIONS

THE LIGHT-DEPENDENT REACTIONS OCCUR IN THE THYLAKOID MEMBRANES OF THE CHLOROPLASTS AND REQUIRE SUNLIGHT TO INITIATE THE PROCESS. HERE'S A BREAKDOWN OF THE KEY COMPONENTS:

1. PHOTON ABSORPTION: CHLOROPHYLL, THE GREEN PIGMENT IN PLANTS, ABSORBS SUNLIGHT, EXCITING ELECTRONS.
2. WATER SPLITTING: THE ABSORBED ENERGY SPLITS WATER MOLECULES (H_2O) INTO OXYGEN (O_2), PROTONS (H^+), AND ELECTRONS.
3. ELECTRON TRANSPORT CHAIN (ETC): THE EXCITED ELECTRONS MOVE THROUGH A SERIES OF PROTEINS, RELEASING ENERGY THAT IS USED TO PUMP PROTONS INTO THE THYLAKOID LUMEN, CREATING A PROTON GRADIENT.
4. ATP AND NADPH FORMATION: THE PROTONS FLOW BACK THROUGH ATP SYNTHASE, GENERATING ATP. MEANWHILE, THE ELECTRONS REDUCE $NADP^+$ TO FORM NADPH.

THE OVERALL EQUATION FOR THE LIGHT-DEPENDENT REACTIONS CAN BE SUMMARIZED AS:

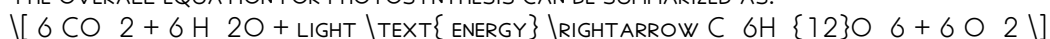


THE CALVIN CYCLE (LIGHT-INDEPENDENT REACTIONS)

THE CALVIN CYCLE TAKES PLACE IN THE STROMA OF THE CHLOROPLASTS AND DOES NOT DIRECTLY REQUIRE LIGHT. INSTEAD, IT USES THE ATP AND NADPH PRODUCED DURING THE LIGHT-DEPENDENT REACTIONS TO CONVERT CARBON DIOXIDE (CO_2) INTO GLUCOSE ($C_6H_{12}O_6$). THE PROCESS CAN BE BROKEN DOWN INTO THREE MAIN PHASES:

1. CARBON FIXATION: CO_2 IS INCORPORATED INTO A 5-CARBON SUGAR (RIBULOSE BISPHOSPHATE, RUBP) BY THE ENZYME RuBisCO, FORMING A 6-CARBON COMPOUND THAT SPLITS INTO TWO 3-CARBON MOLECULES (3-PHOSPHOGLYCERATE, 3-PGA).
2. REDUCTION PHASE: ATP AND NADPH ARE USED TO CONVERT 3-PGA INTO GLYCERALDEHYDE-3-PHOSPHATE (G3P), A THREE-CARBON SUGAR.
3. REGENERATION OF RUBP: SOME G3P MOLECULES GO ON TO FORM GLUCOSE, WHILE OTHERS ARE USED TO REGENERATE RUBP, ALLOWING THE CYCLE TO CONTINUE.

THE OVERALL EQUATION FOR PHOTOSYNTHESIS CAN BE SUMMARIZED AS:



UNDERSTANDING CELLULAR RESPIRATION

CELLULAR RESPIRATION IS THE PROCESS BY WHICH CELLS CONVERT GLUCOSE AND OXYGEN INTO ATP, CARBON DIOXIDE, AND WATER. THIS PROCESS OCCURS IN THREE MAIN STAGES: GLYCOLYSIS, THE CITRIC ACID CYCLE (KREBS CYCLE), AND OXIDATIVE PHOSPHORYLATION (ELECTRON TRANSPORT CHAIN AND CHEMIOSMOSIS).

GLYCOLYSIS

GLYCOLYSIS IS THE FIRST STEP OF CELLULAR RESPIRATION AND OCCURS IN THE CYTOPLASM. IT INVOLVES THE BREAKDOWN OF ONE GLUCOSE MOLECULE INTO TWO MOLECULES OF PYRUVATE. THE PROCESS CONSISTS OF TEN ENZYMATIC REACTIONS AND CAN BE SUMMARIZED AS FOLLOWS:

1. ENERGY INVESTMENT PHASE: TWO ATP MOLECULES ARE USED TO PHOSPHORYLATE GLUCOSE, MAKING IT MORE REACTIVE.
2. CLEAVAGE PHASE: THE 6-CARBON SUGAR IS SPLIT INTO TWO 3-CARBON MOLECULES (GLYCERALDEHYDE-3-PHOSPHATE).
3. ENERGY PAYOFF PHASE: FOUR ATP MOLECULES AND TWO NADH MOLECULES ARE PRODUCED THROUGH SUBSTRATE-LEVEL PHOSPHORYLATION.

THE OVERALL REACTION FOR GLYCOLYSIS IS:



THE CITRIC ACID CYCLE (KREBS CYCLE)

THE CITRIC ACID CYCLE TAKES PLACE IN THE MITOCHONDRIAL MATRIX AND PROCESSES EACH PYRUVATE THAT ENTERS AFTER GLYCOLYSIS. EACH PYRUVATE IS CONVERTED INTO ACETYL-CoA BEFORE ENTERING THE CYCLE. THE KEY STEPS INCLUDE:

1. ACETYL-CoA FORMATION: PYRUVATE IS DECARBOXYLATED, RELEASING CO_2 AND GENERATING NADH.
2. CYCLE CONTINUATION: ACETYL-CoA COMBINES WITH OXALOACETATE TO FORM CITRATE, WHICH UNDERGOES SEVERAL TRANSFORMATIONS, RELEASING CO_2 AND GENERATING ATP, NADH, AND FADH_2 .

FOR EVERY TURN OF THE CYCLE (PER ACETYL-CoA), THE OUTPUTS ARE:

- 3 NADH
- 1 FADH_2
- 1 ATP
- 2 CO_2


OXIDATIVE PHOSPHORYLATION

THE FINAL STAGE OF CELLULAR RESPIRATION OCCURS IN THE INNER MITOCHONDRIAL MEMBRANE AND INVOLVES TWO MAIN COMPONENTS: THE ELECTRON TRANSPORT CHAIN (ETC) AND CHEMIOSMOSIS.

1. ELECTRON TRANSPORT CHAIN: NADH AND FADH_2 DONATE ELECTRONS TO A SERIES OF PROTEINS IN THE ETC, WHICH PASS THE ELECTRONS ALONG WHILE PUMPING PROTONS (H^+) INTO THE INTERMEMBRANE SPACE, CREATING A PROTON GRADIENT.
2. CHEMIOSMOSIS: PROTONS FLOW BACK INTO THE MITOCHONDRIAL MATRIX THROUGH ATP SYNTHASE, DRIVING THE SYNTHESIS OF ATP.

THE FINAL ELECTRON ACCEPTOR IN THE CHAIN IS OXYGEN, WHICH COMBINES WITH ELECTRONS AND PROTONS TO FORM WATER.

THE OVERALL REACTION FOR CELLULAR RESPIRATION CAN BE SUMMARIZED AS:



THE INTERCONNECTION BETWEEN PHOTOSYNTHESIS AND CELLULAR RESPIRATION

PHOTOSYNTHESIS AND CELLULAR RESPIRATION ARE INTERCONNECTED PROCESSES THAT SUPPORT LIFE ON EARTH. THE GLUCOSE PRODUCED DURING PHOTOSYNTHESIS SERVES AS THE PRIMARY ENERGY SOURCE FOR CELLULAR RESPIRATION, WHILE THE CARBON DIOXIDE RELEASED DURING RESPIRATION IS UTILIZED IN PHOTOSYNTHESIS. THIS CYCLICAL RELATIONSHIP CAN BE SUMMARIZED AS FOLLOWS:

- PHOTOSYNTHESIS CONVERTS LIGHT ENERGY INTO CHEMICAL ENERGY STORED IN GLUCOSE, PRODUCING OXYGEN AS A BYPRODUCT.
- CELLULAR RESPIRATION USES GLUCOSE AND OXYGEN TO GENERATE ATP, RELEASING CARBON DIOXIDE AND WATER.

CONCLUSION

IN CONCLUSION, UNDERSTANDING **AP BIOLOGY PHOTOSYNTHESIS AND CELLULAR RESPIRATION** IS VITAL FOR GRASPING HOW ENERGY FLOWS THROUGH ECOSYSTEMS. THESE PROCESSES NOT ONLY HIGHLIGHT THE REMARKABLE EFFICIENCY OF BIOLOGICAL SYSTEMS BUT ALSO UNDERSCORE THE DELICATE BALANCE OF LIFE ON EARTH. FOR AP BIOLOGY STUDENTS, MASTERING THESE CONCEPTS IS ESSENTIAL FOR SUCCESS ON EXAMS AND FOR A DEEPER APPRECIATION OF THE BIOLOGICAL WORLD. WHETHER YOU ARE STUDYING FOR AN EXAM OR SIMPLY CURIOUS ABOUT HOW LIFE SUSTAINS ITSELF, THE INTRICATE DANCE BETWEEN PHOTOSYNTHESIS AND CELLULAR RESPIRATION IS A CAPTIVATING TOPIC THAT REVEALS THE WONDERS OF NATURE.

FREQUENTLY ASKED QUESTIONS

WHAT ARE THE MAIN DIFFERENCES BETWEEN PHOTOSYNTHESIS AND CELLULAR RESPIRATION?

PHOTOSYNTHESIS CONVERTS LIGHT ENERGY INTO CHEMICAL ENERGY STORED IN GLUCOSE, USING CARBON DIOXIDE AND WATER, WHILE CELLULAR RESPIRATION BREAKS DOWN GLUCOSE TO RELEASE ENERGY FOR CELLULAR ACTIVITIES, USING OXYGEN AND PRODUCING CARBON DIOXIDE AND WATER AS BYPRODUCTS.

WHAT ARE THE KEY STAGES OF PHOTOSYNTHESIS AND WHERE DO THEY OCCUR IN THE PLANT CELL?

PHOTOSYNTHESIS CONSISTS OF TWO MAIN STAGES: THE LIGHT-DEPENDENT REACTIONS, WHICH OCCUR IN THE THYLAKOID MEMBRANES OF THE CHLOROPLASTS, AND THE CALVIN CYCLE (LIGHT-INDEPENDENT REACTIONS), WHICH TAKES PLACE IN THE STROMA OF THE CHLOROPLASTS.

HOW DOES THE STRUCTURE OF MITOCHONDRIA FACILITATE CELLULAR RESPIRATION?

MITOCHONDRIA HAVE A DOUBLE MEMBRANE WITH AN INNER MEMBRANE FOLDED INTO CRISTAE, INCREASING SURFACE AREA FOR THE ELECTRON TRANSPORT CHAIN, AND A MATRIX THAT CONTAINS ENZYMES FOR THE KREBS CYCLE, BOTH ESSENTIAL FOR EFFICIENT ENERGY PRODUCTION DURING CELLULAR RESPIRATION.

WHAT ROLE DO CHLOROPHYLL PIGMENTS PLAY IN PHOTOSYNTHESIS?

CHLOROPHYLL PIGMENTS ABSORB LIGHT ENERGY, PRIMARILY IN THE BLUE AND RED WAVELENGTHS, AND CONVERT IT INTO CHEMICAL ENERGY DURING THE LIGHT-DEPENDENT REACTIONS OF PHOTOSYNTHESIS.

HOW DO ENVIRONMENTAL FACTORS AFFECT THE RATES OF PHOTOSYNTHESIS AND CELLULAR RESPIRATION?

FACTORS SUCH AS LIGHT INTENSITY, CARBON DIOXIDE CONCENTRATION, TEMPERATURE, AND WATER AVAILABILITY CAN INFLUENCE THE RATES OF PHOTOSYNTHESIS AND CELLULAR RESPIRATION, AFFECTING OVERALL PLANT GROWTH AND ENERGY PRODUCTION.

WHAT IS THE SIGNIFICANCE OF THE ELECTRON TRANSPORT CHAIN IN BOTH PHOTOSYNTHESIS AND CELLULAR RESPIRATION?

IN BOTH PROCESSES, THE ELECTRON TRANSPORT CHAIN IS CRUCIAL FOR CREATING A PROTON GRADIENT THAT DRIVES ATP SYNTHESIS. IN PHOTOSYNTHESIS, IT OCCURS IN THE THYLAKOID MEMBRANES, WHILE IN CELLULAR RESPIRATION, IT TAKES PLACE IN THE INNER MITOCHONDRIAL MEMBRANE.

WHAT ARE THE END PRODUCTS OF CELLULAR RESPIRATION, AND HOW DO THEY RELATE TO PHOTOSYNTHESIS?

THE END PRODUCTS OF CELLULAR RESPIRATION ARE CARBON DIOXIDE, WATER, AND ATP. THESE PRODUCTS ARE DIRECTLY RELATED TO PHOTOSYNTHESIS, AS THE CARBON DIOXIDE AND WATER PRODUCED DURING CELLULAR RESPIRATION ARE UTILIZED IN PHOTOSYNTHESIS TO CREATE GLUCOSE AND OXYGEN.

[Ap Biology Photosynthesis And Cellular Respiration](#)

Find other PDF articles:

<https://staging.liftfoils.com/archive-ga-23-04/Book?docid=Wqu33-1855&title=algebra-1-pace-1106-test-answers.pdf>

Ap Biology Photosynthesis And Cellular Respiration

Back to Home: <https://staging.liftfoils.com>