

# balancing chemical equations gap fill exercise answers

Balancing chemical equations gap fill exercise answers are an essential part of mastering chemistry. Understanding how to balance chemical equations is a fundamental skill for students and professionals in the field of chemistry. It ensures that the law of conservation of mass is upheld, meaning that the number of atoms of each element remains constant throughout a chemical reaction. This article will explore the significance of balancing equations, provide a step-by-step guide on how to do it, and present a gap-fill exercise along with its answers to reinforce understanding.

## Understanding Balancing Chemical Equations

Balancing chemical equations involves making sure that the number of atoms of each element is equal on both sides of the equation. A chemical equation represents a chemical reaction where reactants are transformed into products.

## The Law of Conservation of Mass

One of the key principles behind balancing equations is the Law of Conservation of Mass, which states that matter cannot be created or destroyed in a chemical reaction. Therefore, the total mass and the number of atoms must remain the same before and after the reaction.

### 1. Reactants and Products:

- Reactants are the starting substances in a chemical reaction.
- Products are the substances formed as a result of the reaction.

### 2. Chemical Symbols and Formulas:

- Each element is represented by a chemical symbol (e.g., H for hydrogen, O for oxygen).
- Compounds are represented by chemical formulas (e.g., H<sub>2</sub>O for water).

## Why Balance Chemical Equations?

Balancing chemical equations is crucial for several reasons:

- Accuracy in Predictions: It allows chemists to predict the quantities of products formed and the quantities of reactants needed.
- Stoichiometry: Balancing equations is essential for stoichiometric calculations, which involve calculating the amounts of reactants and products in a chemical reaction.

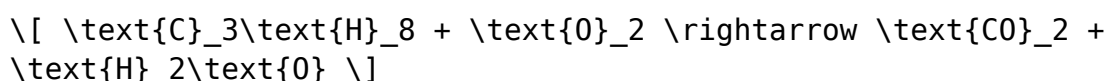
- Safety: In industrial chemistry, accurate balancing ensures safe handling and mixing of chemicals.

## Steps to Balance Chemical Equations

Balancing chemical equations can be methodical. Here's a step-by-step guide:

### Step 1: Write the Unbalanced Equation

Start with the unbalanced equation. For example:



### Step 2: List the Number of Atoms

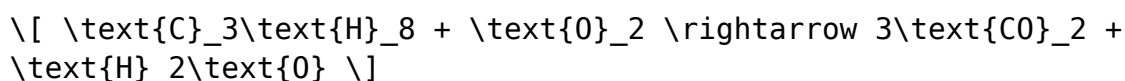
Count the number of atoms for each element on both sides of the equation:

- Reactants:
  - C: 3
  - H: 8
  - O: 2
- Products:
  - C: 1 (in CO<sub>2</sub>)
  - H: 2 (in H<sub>2</sub>O)
  - O: 3 (2 in CO<sub>2</sub> and 1 in H<sub>2</sub>O)

### Step 3: Start Balancing Elements

Begin by balancing the elements that appear in only one reactant and one product:

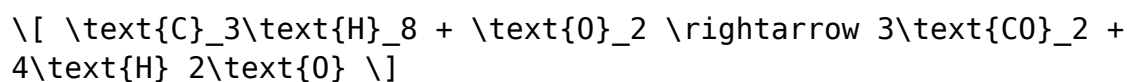
1. Balance carbon (C):
  - Place a coefficient of 3 in front of CO<sub>2</sub>.



2. Recount the atoms:
  - Reactants: C: 3, H: 8, O: 2
  - Products: C: 3, H: 2, O: 7 (6 from CO<sub>2</sub> and 1 from H<sub>2</sub>O)

3. Balance hydrogen (H):

- Place a coefficient of 4 in front of H<sub>2</sub>O.

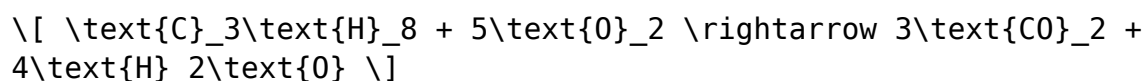


4. Recount the atoms:

- Reactants: C: 3, H: 8, O: 2
- Products: C: 3, H: 8, O: 10 (6 from CO<sub>2</sub> and 4 from H<sub>2</sub>O)

5. Balance oxygen (O):

- Now, we have 10 oxygen atoms on the product side. Place a coefficient of 5 in front of O<sub>2</sub>.



6. Final count:

- Reactants: C: 3, H: 8, O: 10
- Products: C: 3, H: 8, O: 10

Now the equation is balanced!

## Gap Fill Exercise

To solidify your understanding of balancing chemical equations, here's a gap-fill exercise. Fill in the blanks with the appropriate coefficients or chemical formulas.

1. The unbalanced equation is  $\text{C}_3\text{H}_8 + \text{O}_2 \rightarrow \text{CO}_2 + \text{H}_2\text{O}$ .
2. There are 3 carbon atoms in the reactants.
3. To balance hydrogen, you need to place a coefficient of 4 in front of H<sub>2</sub>O.
4. The total number of oxygen atoms in the products is 10.
5. The balanced equation is  $\text{C}_3\text{H}_8 + 5\text{O}_2 \rightarrow 3\text{CO}_2 + 4\text{H}_2\text{O}$ .

Answers to the Gap Fill Exercise:

1.  $\text{C}_3\text{H}_8 + \text{O}_2 \rightarrow \text{CO}_2 + \text{H}_2\text{O}$
2. 3
3. 4
4. 10
5.  $\text{C}_3\text{H}_8 + 5\text{O}_2 \rightarrow 3\text{CO}_2 + 4\text{H}_2\text{O}$

## Practical Applications of Balancing Chemical

# Equations

Understanding how to balance chemical equations has numerous practical applications, including:

- Chemical Manufacturing: In industrial settings, balanced equations are crucial to ensure that reactions proceed efficiently and yield the desired products without wastage.
- Environmental Science: Balancing equations helps in assessing the impact of chemical reactions on the environment, such as combustion reactions that produce pollutants.
- Pharmaceuticals: In drug formulation, precise reactions must be balanced to ensure efficacy and safety.

## Common Mistakes in Balancing Chemical Equations

When learning to balance equations, students often make some common mistakes:

- Ignoring the Coefficients: Some may forget to adjust coefficients instead of subscripts when balancing.
- Balancing Complex Molecules: Focusing too much on one part of a complex molecule can lead to errors.
- Rushing the Process: Taking time to methodically count atoms can prevent mistakes.

## Conclusion

In conclusion, balancing chemical equations gap fill exercise answers provide an effective way for students to practice and reinforce their understanding of this essential chemistry skill. By following the step-by-step process of balancing equations, one can appreciate the beauty of chemical reactions and the importance of the Law of Conservation of Mass. Mastery of balancing equations opens the door to more advanced topics in chemistry and real-world applications, making it a vital skill for anyone interested in the sciences.

## Frequently Asked Questions

### What is the first step in balancing a chemical equation?

Identify the number of atoms of each element on both the reactant and product

sides.

## **Why is it important to balance chemical equations?**

Balancing chemical equations is important because it follows the law of conservation of mass, ensuring that the number of atoms is the same on both sides of the equation.

## **What does a gap-fill exercise for balancing chemical equations typically require?**

A gap-fill exercise usually requires filling in coefficients in front of the chemical formulas to balance the equation correctly.

## **How do you handle polyatomic ions when balancing equations?**

Treat polyatomic ions as single units if they appear unchanged on both sides of the equation.

## **What common mistake should be avoided when balancing chemical equations?**

A common mistake to avoid is changing the subscripts in chemical formulas instead of adjusting coefficients.

## **Balancing Chemical Equations Gap Fill Exercise Answers**

Find other PDF articles:

<https://staging.liftfoils.com/archive-ga-23-04/Book?docid=cRC98-6171&title=adhd-therapy-activities.pdf>

Balancing Chemical Equations Gap Fill Exercise Answers

Back to Home: <https://staging.liftfoils.com>