

# balancing chemical equations phet answer key

Balancing chemical equations phet answer key is an essential topic for students and educators in the field of chemistry. Understanding how to balance chemical equations is a fundamental skill that lays the groundwork for studying chemical reactions, stoichiometry, and various other chemical principles. The PhET Interactive Simulations project, created by the University of Colorado Boulder, provides a user-friendly platform for students to learn about balancing equations through interactive simulations. This article delves into the importance of balancing chemical equations, how PhET simulations can enhance learning, and a detailed guide to the balancing process, including tips, examples, and common pitfalls.

## The Importance of Balancing Chemical Equations

Balancing chemical equations is crucial for several reasons:

1. **Law of Conservation of Mass:** One of the foundational principles of chemistry is the Law of Conservation of Mass, which states that matter cannot be created or destroyed in a chemical reaction. Balancing equations ensures that the number of atoms for each element is the same on both sides of the equation, reflecting that mass is conserved.
2. **Predicting Reaction Products:** By balancing equations, chemists can predict the products of reactions and determine the amounts of reactants needed. This is vital in industrial applications, laboratory experiments, and even in everyday chemical reactions.
3. **Understanding Stoichiometry:** Balanced equations are essential for stoichiometric calculations, which involve the quantitative relationships between reactants and products in a chemical reaction. Understanding these relationships is crucial for accurate experimentation and analysis.
4. **Communicating Chemical Reactions:** A balanced equation serves as a universal language for chemists, allowing them to communicate how a reaction occurs, the ratios of reactants and products, and the underlying chemistry involved.

## PhET Interactive Simulations

The PhET Interactive Simulations project offers a range of educational simulations to help students grasp complex scientific concepts through engaging and visually appealing methods. The balancing chemical equations simulation is particularly beneficial for the following reasons:

### Interactive Learning

- **Hands-On Experience:** Students can manipulate molecules and see real-time changes as they

attempt to balance equations, fostering a deeper understanding of the concepts involved.

- Immediate Feedback: The simulation provides instant feedback, allowing students to learn from their mistakes and adjust their approach accordingly.

## Diverse Learning Styles

- Visual Learning: The use of colors and animations helps visual learners grasp the concept of balancing equations more effectively.

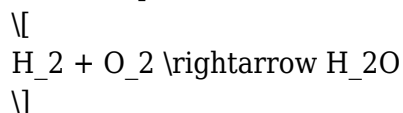
- Kinesthetic Learning: The interactive nature of the simulation allows students who learn best through hands-on activities to engage with the material actively.

## How to Balance Chemical Equations

Balancing chemical equations involves several steps. The following guide outlines a systematic approach to ensure accuracy:

### Step-by-Step Guide

1. Write the Unbalanced Equation: Begin with the correct formula for the reactants and products. For example, the reaction of hydrogen and oxygen to form water can be written as:

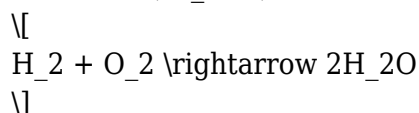


2. Count the Atoms: Count the number of each type of atom on both sides of the equation. In the above example:

- Left side: 2 H (from  $\text{H}_2$ ), 2 O (from  $\text{O}_2$ )

- Right side: 2 H (from  $\text{H}_2\text{O}$ ), 1 O (from  $\text{H}_2\text{O}$ )

3. Adjust Coefficients: Start by balancing the most complex molecule. In this case, the water molecule  $\text{H}_2\text{O}$  is balanced by placing a coefficient of 2 in front of it:

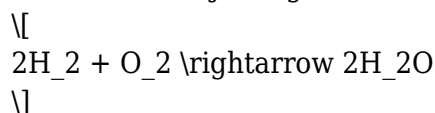


4. Re-count the Atoms: After adjusting coefficients, recount the atoms:

- Left side: 2 H, 2 O

- Right side: 4 H (from 2  $\text{H}_2\text{O}$ ), 2 O

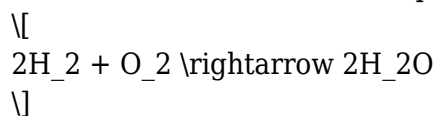
5. Continue Adjusting Coefficients: Now, adjust the coefficient of  $\text{H}_2$  to balance the hydrogen:



6. Final Check: Ensure that all elements are balanced. In this case:

- Left side: 4 H, 2 O
- Right side: 4 H, 2 O

7. Write the Final Balanced Equation: The balanced equation for the reaction is:



## Tips for Successful Balancing

- Balance One Element at a Time: Focus on one type of atom at a time to simplify the process.
- Use Simple Fractions if Needed: If you find that you can't balance easily, use fractions, and then multiply through by the necessary factor to eliminate them at the end.
- Check Your Work: Always double-check the final equation to ensure that all atoms are balanced.

## Common Pitfalls

1. Changing Subscripts Instead of Coefficients: Remember that changing subscripts alters the substance itself. Always adjust coefficients.
2. Forgetting to Balance All Atoms: Ensure that you account for all atoms involved in the reaction. It's easy to overlook less prominent elements.
3. Rushing the Process: Take your time. Balancing requires careful thought and occasionally multiple attempts to get it right.

## Practice Problems and Solutions

To master balancing equations, practice is key. Below are some practice problems along with their solutions:

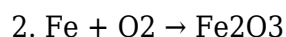
### Practice Problems

1.  $\text{C} + \text{O}_2 \rightarrow \text{CO}_2$
2.  $\text{Fe} + \text{O}_2 \rightarrow \text{Fe}_2\text{O}_3$
3.  $\text{CH}_4 + \text{O}_2 \rightarrow \text{CO}_2 + \text{H}_2\text{O}$

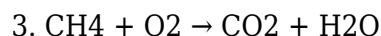
### Solutions

1.  $\text{C} + \text{O}_2 \rightarrow \text{CO}_2$
- Balanced:  $\backslash ( \text{C} + \text{O}_2 \rightarrow \text{CO}_2 ) \backslash$

- Coefficients: 1, 1, 1



- Balanced:  $(4\text{Fe} + 3\text{O}_2 \rightarrow 2\text{Fe}_2\text{O}_3)$



- Balanced:  $(\text{CH}_4 + 2\text{O}_2 \rightarrow \text{CO}_2 + 2\text{H}_2\text{O})$

## Conclusion

In conclusion, mastering the skill of balancing chemical equations is a vital component of chemistry education. The balancing chemical equations phet answer key serves as a valuable resource for students learning this important concept. By utilizing interactive simulations like those offered by PhET, educators can provide students with a dynamic learning environment that enhances their understanding and retention. Through practice, patience, and systematic approaches, students can become proficient in balancing equations, paving the way for a deeper exploration of chemistry and its applications.

## Frequently Asked Questions

### What is the purpose of balancing chemical equations?

The purpose of balancing chemical equations is to ensure that the number of atoms for each element is the same on both sides of the equation, adhering to the law of conservation of mass.

### How can PhET simulations help in understanding chemical equations?

PhET simulations provide interactive visualizations that help learners understand the process of balancing chemical equations by allowing them to manipulate and observe the changes in reactants and products.

### What are the steps involved in balancing a chemical equation using PhET?

The steps typically include identifying the number of atoms of each element, adjusting coefficients to balance the atoms, and verifying that the total number of atoms is equal on both sides.

### Is there an answer key available for the PhET balancing equations simulation?

Yes, PhET provides an answer key as part of their educational resources, which can guide users in checking their balanced equations.

## **What common mistakes should be avoided when balancing chemical equations?**

Common mistakes include changing subscripts instead of coefficients, balancing one element at a time without considering others, and forgetting to double-check the final equation.

## **Can PhET be used for advanced chemistry topics beyond just balancing equations?**

Yes, PhET offers simulations for a wide range of advanced chemistry topics, including reaction types, stoichiometry, and molecular interactions.

## **Are there any tips for using the PhET balancing chemical equations simulation effectively?**

Tips include experimenting with different scenarios, using the 'check' feature to verify balances, and collaborating with peers to discuss strategies for balancing equations.

## **Balancing Chemical Equations Phet Answer Key**

Find other PDF articles:

<https://staging.liftfoils.com/archive-ga-23-02/pdf?dataid=oGq69-8287&title=5th-grade-word-problems-worksheet.pdf>

Balancing Chemical Equations Phet Answer Key

Back to Home: <https://staging.liftfoils.com>