

# chemistry formula cheat sheet

## Chemistry Formula Cheat Sheet

Chemistry is a branch of science that deals with the composition, structure, properties, and changes of matter. For students and professionals alike, having a handy chemistry formula cheat sheet can be invaluable. This guide will cover essential chemistry concepts, key formulas, and helpful tips for mastering this complex subject. Whether you are preparing for exams, conducting experiments, or simply brushing up on your knowledge, this cheat sheet will serve as a useful reference.

## Basic Concepts in Chemistry

Understanding the fundamental concepts of chemistry is crucial. Here are some key terms and definitions:

### 1. Matter

- Definition: Anything that has mass and occupies space.
- States of Matter: Solid, liquid, gas, and plasma.

### 2. Atoms and Molecules

- Atom: The smallest unit of an element that retains the properties of that element.
- Molecule: A group of two or more atoms bonded together.

### 3. Elements and Compounds

- Element: A pure substance that cannot be broken down into simpler substances.
- Compound: A substance formed when two or more elements are chemically bonded together.

## Fundamental Chemistry Formulas

The following sections outline essential chemistry formulas that are frequently used in calculations and problem-solving.

### 1. The Mole Concept

- Avogadro's Number:  $(6.022 \times 10^{23})$  particles/mol
- Mole (n): The amount of substance that contains as many entities (atoms, molecules, etc.) as there are in 12 grams of carbon-12.

## 2. Molar Mass

- Formula:

$$\text{Molar Mass} = \frac{\text{mass of substance (g)}}{\text{number of moles (mol)}}$$

- Units: g/mol

## 3. Concentration Calculations

- Molarity (M):

$$M = \frac{n}{V}$$

where  $n$  is the number of moles of solute and  $V$  is the volume of solution in liters.

- Dilution Formula:

$$C_1 V_1 = C_2 V_2$$

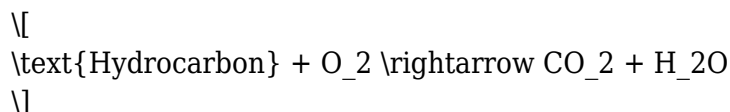
where  $C$  is concentration and  $V$  is volume.

## Key Chemical Reactions

Understanding chemical reactions is fundamental in chemistry. Here are some common types of reactions with their respective formulas:

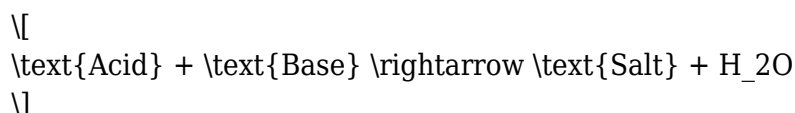
### 1. Combustion Reactions

- General Formula:



### 2. Acid-Base Reactions

- General Formula:

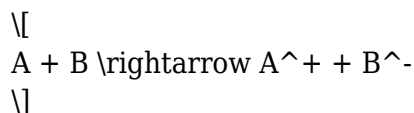


### 3. Redox Reactions

- Oxidation: Loss of electrons.

- Reduction: Gain of electrons.

- General Reaction:



## Thermochemistry

Thermochemistry deals with the heat involved in chemical reactions. Key formulas include:

### 1. Heat Transfer

- Formula:

$$q = mc\Delta T$$

where:

- $q$  = heat absorbed or released (Joules)
- $m$  = mass (grams)
- $c$  = specific heat capacity ( $J/g \cdot ^\circ C$ )
- $\Delta T$  = change in temperature ( $^\circ C$ )

### 2. Enthalpy Change ( $\Delta H$ )

- Endothermic Reaction:  $\Delta H > 0$  (absorbs heat)
- Exothermic Reaction:  $\Delta H < 0$  (releases heat)

## Equilibrium and Kinetics

Understanding chemical equilibrium and kinetics is crucial for predicting the behavior of reactions.

### 1. Chemical Equilibrium

- Equilibrium Constant (K):

$$K = \frac{[\text{products}]}{[\text{reactants}]}$$

### 2. Rate of Reaction

- Rate Law:

$$\text{Rate} = k[A]^m[B]^n$$

where  $k$  is the rate constant, and  $m$  and  $n$  are the reaction orders.

## Stoichiometry

Stoichiometry is the calculation of reactants and products in chemical reactions.

### 1. Mole Ratio

- Derived from the coefficients of a balanced chemical equation.

### 2. Stoichiometric Calculations

- Steps:

1. Write a balanced chemical equation.
2. Determine the mole ratio from the equation.
3. Use the mole ratio for conversions between reactants and products.

## Periodic Table and Trends

The periodic table is an essential tool in chemistry, providing information about elements and their properties.

### 1. Periodic Trends

- Atomic Radius: Increases down a group, decreases across a period.
- Electronegativity: Increases across a period, decreases down a group.
- Ionization Energy: Increases across a period, decreases down a group.

### 2. Key Groups of Elements

- Alkali Metals (Group 1): Highly reactive, especially with water.
- Alkaline Earth Metals (Group 2): Reactive, but less so than alkali metals.
- Noble Gases (Group 18): Inert and non-reactive under standard conditions.

## Conclusion

A chemistry formula cheat sheet is an essential resource for anyone studying or working in the field of chemistry. It consolidates crucial information, making it easier to access important formulas and concepts. By mastering these formulas and understanding their applications, students can enhance their problem-solving skills and deepen their comprehension of chemical processes. Remember, practice is key in chemistry; use this cheat sheet alongside your studies to reinforce your learning.

and application of these essential concepts. With dedication and the right resources, anyone can excel in the fascinating world of chemistry.

## **Frequently Asked Questions**

### **What is a chemistry formula cheat sheet?**

A chemistry formula cheat sheet is a condensed reference guide that lists important chemical formulas, equations, and concepts, making it easier for students and professionals to access essential information quickly.

### **What key formulas are typically included in a chemistry formula cheat sheet?**

Key formulas often included are molarity, molality, ideal gas law, pH calculations, stoichiometry relations, and common reaction equations.

### **How can a chemistry formula cheat sheet help students?**

It helps students by providing a quick reference for studying, reducing the time spent searching for formulas, and aiding in problem-solving during exams or homework.

### **Are there specific formats for creating a chemistry formula cheat sheet?**

Yes, a cheat sheet can be formatted in tables, bullet points, or categorized sections for easy navigation, often highlighting the most crucial formulas and concepts.

### **Can I find printable chemistry formula cheat sheets online?**

Yes, many educational websites and platforms provide downloadable and printable chemistry formula cheat sheets that cover a wide range of topics.

### **How often should I update my chemistry formula cheat sheet?**

You should update your cheat sheet regularly, especially when learning new topics or if your course curriculum changes, to ensure all information is current and relevant.

### **Is it advisable to rely solely on a chemistry formula cheat sheet for studying?**

While a cheat sheet is a helpful tool, it should not be the only study resource. Understanding the concepts behind the formulas is crucial for effective learning.

# What are some tips for creating an effective chemistry formula cheat sheet?

Use clear headings, organize formulas by topics, include examples for application, utilize color coding for quick reference, and ensure it is concise yet comprehensive.

## [Chemistry Formula Cheat Sheet](#)

Find other PDF articles:

<https://staging.liftfoils.com/archive-ga-23-15/files?docid=tsp41-0004&title=counseling-theories-cheat-sheet.pdf>

Chemistry Formula Cheat Sheet

Back to Home: <https://staging.liftfoils.com>