

# chemical reactions test review answer key

Chemical reactions test review answer key serves as an essential tool for students preparing for assessments in chemistry. Understanding the types of chemical reactions, the principles governing them, and the ability to balance chemical equations are crucial skills in the field of chemistry. This article provides a comprehensive overview of chemical reactions, including their classifications, the significance of balancing equations, and sample problems with solutions to enhance your understanding.

## Understanding Chemical Reactions

Chemical reactions are processes where substances, known as reactants, are transformed into new substances, called products. These reactions involve the breaking and forming of chemical bonds, leading to a change in the composition of the involved substances. The study of chemical reactions is fundamental in chemistry, as it helps explain how matter interacts and changes in different environments.

## Key Concepts in Chemical Reactions

### 1. Reactants and Products:

- Reactants are the starting materials in a chemical reaction.
- Products are the substances formed as a result of the reaction.

### 2. Chemical Equations:

- A chemical equation represents a chemical reaction using symbols and formulas.
- It must be balanced to reflect the conservation of mass, meaning the number of each type of atom must be the same on both sides of the equation.

### 3. Types of Chemical Reactions:

- Synthesis Reactions: Two or more reactants combine to form a single product ( $A + B \rightarrow AB$ ).
- Decomposition Reactions: A single compound breaks down into two or more products ( $AB \rightarrow A + B$ ).
- Single Replacement Reactions: An element replaces another in a compound ( $A + BC \rightarrow AC + B$ ).
- Double Replacement Reactions: The anions and cations of two different compounds switch places ( $AB + CD \rightarrow AD + CB$ ).
- Combustion Reactions: A substance combines with oxygen, releasing energy in the form of light or heat ( $\text{Hydrocarbon} + \text{O}_2 \rightarrow \text{CO}_2 + \text{H}_2\text{O}$ ).

# Balancing Chemical Equations

Balancing chemical equations is crucial to ensure that the law of conservation of mass is upheld. This process requires adjusting the coefficients of the reactants and products so that the number of atoms of each element is the same on both sides of the equation.

## Steps to Balance Chemical Equations

1. Write the Unbalanced Equation: Start with the skeletal equation.
2. Count the Atoms: Count the number of atoms of each element on both sides of the equation.
3. Adjust Coefficients: Use coefficients to balance the atoms. Start with the most complex molecule.
4. Repeat: Continue adjusting coefficients until all elements are balanced.
5. Check Your Work: Finally, recount the atoms to ensure they are equal on both sides.

## Sample Problems and Solutions

Now that we have a foundational understanding of chemical reactions and balancing equations, let's explore some sample problems that could appear on a test review. Each problem will be followed by a step-by-step solution.

### Problem 1: Balancing a Synthesis Reaction

Unbalanced Equation:  $\text{C} + \text{O}_2 \rightarrow \text{CO}_2$

Solution:

1. Count the Atoms:
  - Left: 1 Carbon (C), 2 Oxygens (O)
  - Right: 1 Carbon (C), 2 Oxygens (O)
2. Balance the Equation: The equation is already balanced.
3. Final Balanced Equation:  $\text{C} + \text{O}_2 \rightarrow \text{CO}_2$

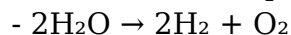
### Problem 2: Balancing a Decomposition Reaction

Unbalanced Equation:  $2\text{H}_2\text{O} \rightarrow \text{H}_2 + \text{O}_2$

Solution:

1. Count the Atoms:
  - Left: 4 Hydrogens (H), 2 Oxygens (O)
  - Right: 2 Hydrogens (H), 2 Oxygens (O)

2. Balance the Equation: Adjust the coefficient for H<sub>2</sub> on the right:



3. Final Balanced Equation:  $2\text{H}_2\text{O} \rightarrow 2\text{H}_2 + \text{O}_2$

### Problem 3: Balancing a Single Replacement Reaction

Unbalanced Equation:  $\text{Zn} + \text{HCl} \rightarrow \text{ZnCl}_2 + \text{H}_2$

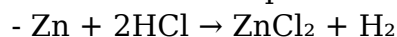
Solution:

1. Count the Atoms:

- Left: 1 Zinc (Zn), 1 Hydrogen (H), 1 Chlorine (Cl)

- Right: 1 Zinc (Zn), 2 Chlorines (Cl), 2 Hydrogens (H)

2. Balance the Equation: Adjust the coefficients:



3. Final Balanced Equation:  $\text{Zn} + 2\text{HCl} \rightarrow \text{ZnCl}_2 + \text{H}_2$

### Problem 4: Balancing a Double Replacement Reaction

Unbalanced Equation:  $\text{AgNO}_3 + \text{NaCl} \rightarrow \text{AgCl} + \text{NaNO}_3$

Solution:

1. Count the Atoms:

- Left: 1 Silver (Ag), 1 Nitrogen (N), 3 Oxygens (O), 1 Sodium (Na), 1 Chlorine (Cl)

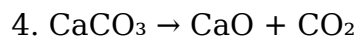
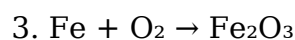
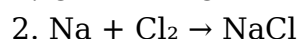
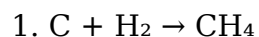
- Right: 1 Silver (Ag), 1 Chlorine (Cl), 1 Sodium (Na), 1 Nitrogen (N), 3 Oxygens (O)

2. Balance the Equation: The equation is already balanced.

3. Final Balanced Equation:  $\text{AgNO}_3 + \text{NaCl} \rightarrow \text{AgCl} + \text{NaNO}_3$

### Practice Questions for Review

To further prepare for your chemical reactions test, here are several practice questions. Attempt to balance the following equations and check your work against the provided solutions.



## Answers to Practice Questions

1.  $\text{C} + 2\text{H}_2 \rightarrow \text{CH}_4$
2.  $2\text{Na} + \text{Cl}_2 \rightarrow 2\text{NaCl}$
3.  $4\text{Fe} + 3\text{O}_2 \rightarrow 2\text{Fe}_2\text{O}_3$
4.  $\text{CaCO}_3 \rightarrow \text{CaO} + \text{CO}_2$  (already balanced)

## Conclusion

In conclusion, the chemical reactions test review answer key is a vital resource for students aiming to master the concepts of chemical reactions. By understanding the types of reactions, practicing the balancing of equations, and engaging with sample problems, students can develop a solid foundation in chemistry. Regular practice with these concepts will not only prepare you for tests but also enhance your overall comprehension of chemical principles, which is fundamental in both academic and real-world applications.

## Frequently Asked Questions

### What are the main types of chemical reactions covered in a typical test review?

The main types include synthesis, decomposition, single replacement, double replacement, and combustion reactions.

### How can you identify a synthesis reaction?

A synthesis reaction occurs when two or more reactants combine to form a single product, typically represented as  $\text{A} + \text{B} \rightarrow \text{AB}$ .

### What is the law of conservation of mass and how does it apply to chemical reactions?

The law of conservation of mass states that mass is neither created nor destroyed in a chemical reaction. This means that the total mass of reactants equals the total mass of products.

### What are reactants and products in a chemical reaction?

Reactants are the starting substances in a chemical reaction, while products are the substances formed as a result of the reaction.

## **What is the difference between an endothermic and exothermic reaction?**

Endothermic reactions absorb energy (usually in the form of heat), while exothermic reactions release energy.

## **How do you balance a chemical equation?**

To balance a chemical equation, adjust the coefficients of the reactants and products to ensure that the same number of each type of atom appears on both sides of the equation.

## **What is a catalyst and what role does it play in chemical reactions?**

A catalyst is a substance that increases the rate of a chemical reaction without being consumed in the process. It works by lowering the activation energy needed for the reaction to occur.

## **What indicators suggest a chemical reaction has occurred?**

Indicators of a chemical reaction include color change, temperature change, gas production, formation of a precipitate, and change in smell or taste.

## **Why is it important to understand stoichiometry in chemical reactions?**

Understanding stoichiometry allows you to predict the amounts of substances consumed and produced in a chemical reaction, which is essential for quantitative analysis in chemistry.

## **[Chemical Reactions Test Review Answer Key](#)**

Find other PDF articles:

<https://staging.liftfoils.com/archive-ga-23-05/Book?docid=hlm51-4377&title=anatomy-and-physiology-chapter-2.pdf>

Chemical Reactions Test Review Answer Key

Back to Home: <https://staging.liftfoils.com>