

chemistry balancing chemical equations answer key

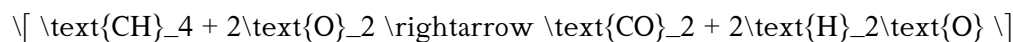
Chemistry balancing chemical equations answer key is an essential resource for students and professionals alike, as it provides clear guidance on how to balance chemical equations accurately. Balancing equations is a fundamental skill in chemistry that reflects the law of conservation of mass, which states that matter cannot be created or destroyed in a chemical reaction. This article will delve into the process of balancing chemical equations, the significance of this skill, common challenges faced by learners, and a comprehensive answer key to various types of chemical equations.

Understanding Chemical Equations

A chemical equation is a symbolic representation of a chemical reaction. It shows the reactants, products, and their respective quantities. The general format of a chemical equation is:



For example, the combustion of methane can be represented as:



In this equation, methane (CH₄) and oxygen (O₂) are the reactants, while carbon dioxide (CO₂) and water (H₂O) are the products.

The Importance of Balancing Chemical Equations

Balancing chemical equations is crucial for several reasons:

- Conservation of Mass:** Balancing ensures that the number of atoms for each element remains the same before and after the reaction, reflecting the conservation of mass.
- Stoichiometry:** Balanced equations allow chemists to calculate the amounts of reactants and products involved in a reaction, which is vital for practical applications in laboratories and industrial settings.
- Predicting Reaction Outcomes:** Understanding the ratios of reactants to products can help predict the behavior of chemical reactions, facilitating better planning in experiments and manufacturing processes.
- Safety:** Properly balanced equations are essential for ensuring safe chemical handling and reactions, as they provide a clearer understanding of the quantities involved.

Steps for Balancing Chemical Equations

Balancing chemical equations can be a straightforward process if you follow these systematic steps:

1. Write the Unbalanced Equation

Start by writing the unbalanced equation, identifying all reactants and products.

2. Count Atoms of Each Element

Count the number of atoms of each element in the reactants and products.

3. Use Coefficients to Balance the Atoms

Add coefficients (whole numbers) in front of the compounds to balance the number of atoms of each element.

4. Balance One Element at a Time

Focus on balancing one element at a time. It's often easiest to start with more complex compounds before moving to simpler ones.

5. Check Your Work

After balancing, recount the atoms to ensure that the equation is balanced.

6. Simplify the Coefficients if Necessary

If possible, simplify the coefficients to their lowest terms.

Common Challenges in Balancing Equations

While balancing chemical equations can be straightforward, many learners encounter challenges, such as:

- Complex Compounds: Compounds with multiple elements can complicate balancing.
- Fractional Coefficients: Sometimes, balancing leads to fractional coefficients, which should be converted to whole numbers by multiplying through by the appropriate factor.
- Polyatomic Ions: Treating polyatomic ions as a single unit can simplify the balancing process, but students often forget this rule.
- Trial and Error: Many learners rely on trial and error, which can lead to frustration. Developing a systematic approach can alleviate this issue.

Sample Chemical Equations and Their Balanced Forms

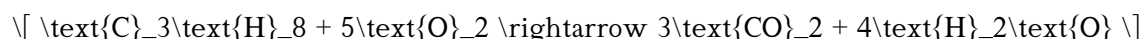
To illustrate the balancing process, here are several examples with their corresponding balanced equations:

Example 1: Combustion of Propane

Unbalanced Equation:

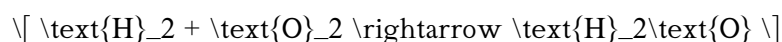


Balanced Equation:

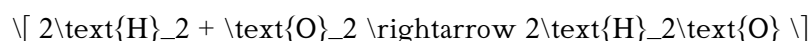


Example 2: Formation of Water

Unbalanced Equation:

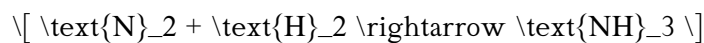


Balanced Equation:

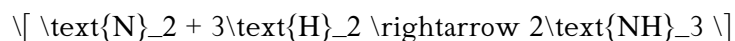


Example 3: Synthesis Reaction

Unbalanced Equation:



Balanced Equation:



Example 4: Decomposition Reaction

Unbalanced Equation:



Balanced Equation:



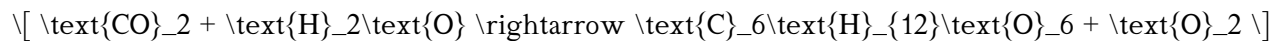
(Note: This equation is already balanced.)

Answer Key for Common Chemical Equations

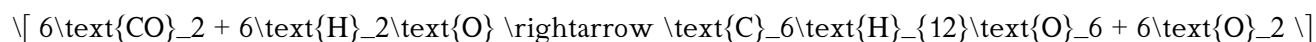
Here is a concise answer key for a variety of common chemical equations:

1. Photosynthesis

Unbalanced:



Balanced:

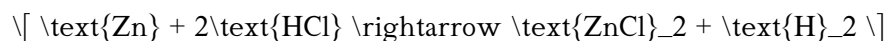


2. Single Displacement Reaction

Unbalanced:



Balanced:



3. Double Displacement Reaction

Unbalanced:



Balanced:



(Already balanced)

4. Decomposition of Hydrogen Peroxide

Unbalanced:



Balanced:



Conclusion

Balancing chemical equations is a vital skill in chemistry that requires practice and understanding of the fundamental principles of chemical reactions. The comprehensive answer key provided in this article serves as a reference for students and educators, aiding in the learning process. By mastering the steps outlined and practicing with various examples, learners can develop confidence in their ability to balance equations accurately, which is crucial for further studies and applications in chemistry. Whether in academic settings or professional laboratories, a solid grasp of balancing equations lays the groundwork for success in the field of chemistry.

Frequently Asked Questions

What is the purpose of balancing chemical equations?

The purpose is to ensure that the number of atoms for each element is the same on both the reactant and product sides, following the law of conservation of mass.

What does a balanced chemical equation indicate?

It indicates that the reactants and products have the same number of each type of atom, reflecting that mass is conserved during the reaction.

What are the common steps to balance a chemical equation?

1. Write the unbalanced equation. 2. Count the number of atoms of each element on both sides. 3. Add coefficients to balance the atoms. 4. Repeat until balanced. 5. Check your work.

When balancing chemical equations, what should you never change?

You should never change the subscripts of the chemical formulas, as this alters the substances involved in the reaction.

What is a coefficient in a chemical equation?

A coefficient is a number placed in front of a chemical formula to indicate how many molecules or moles of that substance are involved in the reaction.

How does balancing equations relate to stoichiometry?

Balancing equations provides the mole ratios necessary for stoichiometry, which allows for the calculation of reactants and products in chemical reactions.

What are some common mistakes when balancing equations?

Common mistakes include changing subscripts, not balancing all elements, or miscounting atoms on either side of the equation.

Can you provide an example of a balanced chemical equation?

Yes, the combustion of methane: $\text{CH}_4 + 2 \text{O}_2 \rightarrow \text{CO}_2 + 2 \text{H}_2\text{O}$ is a balanced equation.

What tools or methods can help in balancing chemical equations?

Tools include algebraic methods, inspection, and software or online calculators specifically designed for balancing equations.

Why are some chemical equations more complex to balance than others?

Some equations involve multiple reactants and products, polyatomic ions, or require fractional coefficients, which can complicate the balancing process.

[Chemistry Balancing Chemical Equations Answer Key](#)

Find other PDF articles:

<https://staging.liftfoils.com/archive-ga-23-17/Book?dataid=eAB43-7970&title=diet-for-quick-weight-loss-in-3-days.pdf>

Chemistry Balancing Chemical Equations Answer Key

Back to Home: <https://staging.liftfoils.com>