

chemical equations worksheet with answers

Chemical equations worksheet with answers is an essential educational resource for students studying chemistry. These worksheets not only aid in mastering the fundamental concepts of chemical reactions but also provide a platform for practicing the balancing of equations, understanding reaction types, and applying stoichiometry. This article will delve into the importance of chemical equations, provide examples of worksheets, and offer answers to help students gauge their understanding.

Understanding Chemical Equations

Chemical equations are symbolic representations of chemical reactions. They depict the reactants involved in a reaction and the products formed, following the law of conservation of mass, which states that matter cannot be created or destroyed in a chemical reaction.

Components of a Chemical Equation

1. Reactants: Substances that undergo a chemical change.
2. Products: Substances formed as a result of the chemical reaction.
3. Coefficients: Numbers placed before compounds to indicate the number of molecules involved.
4. States of Matter: Indicated by symbols (s, l, g, aq) representing solid, liquid, gas, and aqueous solution.

Types of Chemical Reactions

Understanding the different types of chemical reactions is crucial for writing and balancing equations. The main types include:

1. Synthesis Reactions: Two or more reactants combine to form a single product.
- Example: $A + B \rightarrow AB$
2. Decomposition Reactions: A single compound breaks down into two or more simpler substances.
- Example: $AB \rightarrow A + B$
3. Single Replacement Reactions: An element replaces another element in a compound.
- Example: $A + BC \rightarrow AC + B$
4. Double Replacement Reactions: The ions of two compounds exchange places in an aqueous solution.
- Example: $AB + CD \rightarrow AD + CB$
5. Combustion Reactions: A substance combines with oxygen, releasing energy in the form of light or heat.
- Example: $C_xH_y + O_2 \rightarrow CO_2 + H_2O$

Creating a Chemical Equations Worksheet

A well-structured worksheet can enhance the learning experience. Here's a sample outline of what a chemical equations worksheet might contain:

Section 1: Writing and Balancing Equations

- Task: Write and balance the following chemical equations:

1. Hydrogen gas reacts with oxygen gas to form water.
2. Sodium reacts with chlorine gas to form sodium chloride.
3. Calcium carbonate decomposes into calcium oxide and carbon dioxide.
4. Iron reacts with copper(II) sulfate to produce iron(II) sulfate and copper.

Section 2: Identifying Reaction Types

- Task: Identify the type of reaction for each equation:

1. $2\text{H}_2 + \text{O}_2 \rightarrow 2\text{H}_2\text{O}$
2. $2\text{Na} + \text{Cl}_2 \rightarrow 2\text{NaCl}$
3. $\text{CaCO}_3 \rightarrow \text{CaO} + \text{CO}_2$
4. $\text{Zn} + 2\text{HCl} \rightarrow \text{ZnCl}_2 + \text{H}_2$

Section 3: Stoichiometry Problems

- Task: Solve the following stoichiometry questions:

1. How many grams of water are produced when 4 grams of hydrogen react with excess oxygen?
2. If 5 moles of sodium chloride are produced, how many grams of sodium were used in the reaction?

Answers to the Chemical Equations Worksheet

Below are the answers to the tasks provided in the worksheet sections.

Section 1: Writing and Balancing Equations

1. $\text{H}_2 + \text{O}_2 \rightarrow \text{H}_2\text{O}$

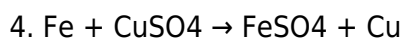
- Balanced: $2\text{H}_2 + \text{O}_2 \rightarrow 2\text{H}_2\text{O}$

2. $\text{Na} + \text{Cl}_2 \rightarrow \text{NaCl}$

- Balanced: $2\text{Na} + \text{Cl}_2 \rightarrow 2\text{NaCl}$

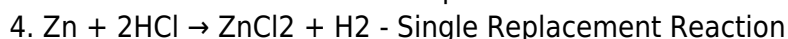
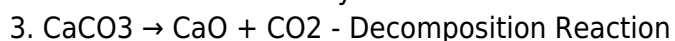
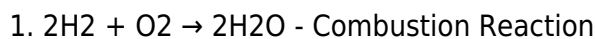
3. $\text{CaCO}_3 \rightarrow \text{CaO} + \text{CO}_2$

- Already balanced.



- Balanced: $\text{Fe} + \text{CuSO}_4 \rightarrow \text{FeSO}_4 + \text{Cu}$

Section 2: Identifying Reaction Types



Section 3: Stoichiometry Problems

1. How many grams of water are produced?

- Balanced equation: $2\text{H}_2 + \text{O}_2 \rightarrow 2\text{H}_2\text{O}$

- Molar mass of $\text{H}_2 = 2 \text{ g/mol}$, thus 4 g of $\text{H}_2 = 2$ moles of H_2 .

- From the balanced equation, 2 moles of H_2 produce 2 moles of H_2O .

- Molar mass of $\text{H}_2\text{O} = 18 \text{ g/mol}$.

- Thus, 2 moles of $\text{H}_2\text{O} = 36$ grams of H_2O .

2. If 5 moles of sodium chloride are produced, how many grams of sodium were used?

- Balanced equation: $2\text{Na} + \text{Cl}_2 \rightarrow 2\text{NaCl}$

- From the equation, 2 moles of Na produce 2 moles of NaCl.

- Therefore, 5 moles of NaCl would require 5 moles of Na since the ratio is 1:1.

- Molar mass of Na = 23 g/mol.

- Thus, 5 moles of Na = $5 \times 23 \text{ g} = 115$ grams of sodium used.

Conclusion

A chemical equations worksheet with answers serves as an invaluable tool for students and educators alike. It reinforces the understanding of chemical equations, enhances problem-solving skills, and provides the necessary practice to excel in chemistry. Whether tackling writing, balancing, identifying reaction types, or engaging with stoichiometry, worksheets help demystify the complexities of chemical reactions. By utilizing these resources, students can build a solid foundation in chemistry, preparing them for more advanced topics in the subject.

Frequently Asked Questions

What is a chemical equation worksheet?

A chemical equation worksheet is an educational resource that provides various chemical equations for students to practice balancing, writing, or predicting products of chemical reactions.

Why is it important to balance chemical equations?

Balancing chemical equations is crucial because it ensures the law of conservation of mass is followed, meaning that the number of atoms for each element is the same on both sides of the equation.

What types of reactions are typically included in a chemical equations worksheet?

Common types of reactions include synthesis, decomposition, single replacement, double replacement, and combustion reactions.

How can I find a chemical equations worksheet with answers?

You can find chemical equations worksheets with answers through educational websites, chemistry textbooks, or by searching for printable worksheets online.

What grade levels typically use chemical equations worksheets?

Chemical equations worksheets are commonly used in middle school, high school, and introductory college chemistry courses.

Can I create my own chemical equations worksheet?

Yes, you can create your own chemical equations worksheet by selecting various chemical reactions and formatting them for practice, along with providing answers for self-assessment.

What tools can help me balance chemical equations more easily?

Tools such as online balancing calculators, chemistry software, or mobile apps can help in balancing chemical equations quickly and accurately.

Are there any online platforms for practicing chemical equations?

Yes, several online platforms such as Khan Academy, ChemCollective, and educational YouTube channels offer interactive exercises and video tutorials for practicing chemical equations.

What should I do if I struggle to balance chemical equations?

If you struggle to balance chemical equations, consider reviewing the basic principles of stoichiometry, practicing with simpler equations, or seeking help from a teacher or tutor.

Chemical Equations Worksheet With Answers

Find other PDF articles:

<https://staging.liftfoils.com/archive-ga-23-17/files?dataid=aKq06-7035&title=diet-for-hypothyroidism-to-lose-weight-fast.pdf>

Chemical Equations Worksheet With Answers

Back to Home: <https://staging.liftfoils.com>