

# chemical equations and reactions worksheet answers

**Chemical equations and reactions worksheet answers** are essential tools for students and educators alike, serving as a gateway to understanding the principles of chemistry. A comprehensive grasp of chemical equations not only forms the foundation of chemistry education but also enhances critical analytical skills necessary for scientific inquiry. In this article, we will dive deep into the world of chemical equations and reactions, explore various types, and provide valuable resources, including a guide to worksheet answers that can help both students and teachers.

## Understanding Chemical Equations

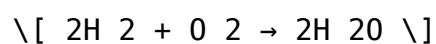
Chemical equations represent the transformation of reactants into products in a chemical reaction. They convey important information about the substances involved, their quantities, and the changes they undergo.

## Basic Components of Chemical Equations

A typical chemical equation consists of several key components:

1. Reactants: Substances present before the reaction.
2. Products: Substances formed as a result of the reaction.
3. Arrow ( $\rightarrow$ ): Indicates the direction of the reaction, showing that reactants are transformed into products.
4. Coefficients: Numbers placed before compounds to indicate the number of moles of each substance involved.
5. States of Matter: Symbols like (s), (l), (g), and (aq) are used to denote solid, liquid, gas, and aqueous states, respectively.

For example, in the reaction:



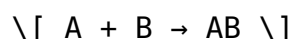
- Reactants:  $\text{H}_2$  and  $\text{O}_2$
- Products:  $\text{H}_2\text{O}$
- Coefficients: The number 2 indicates that two moles of hydrogen gas react with one mole of oxygen gas to produce two moles of water.

## Types of Chemical Reactions

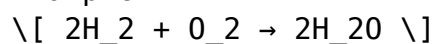
Chemical reactions can be classified into several categories, each with unique characteristics and outcomes. Understanding these types is crucial when answering worksheet questions correctly.

## 1. Synthesis Reactions

In synthesis reactions, two or more reactants combine to form a single product. The general form is:

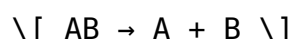


Example:

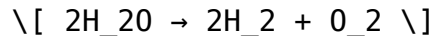


## 2. Decomposition Reactions

Decomposition reactions involve a single compound breaking down into two or more simpler products. The general form is:




Example:




## 3. Single Replacement Reactions

In single replacement reactions, one element replaces another in a compound. The general form is:




Example:




## 4. Double Replacement Reactions

Double replacement reactions involve the exchange of ions between two compounds. The general form is:

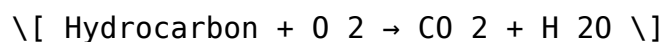


Example:




## 5. Combustion Reactions

Combustion reactions occur when a substance combines with oxygen, releasing energy in the form of light or heat. The general form is:



Example:



## Balancing Chemical Equations

One of the critical skills in chemistry is balancing chemical equations. This process ensures that the number of atoms for each element is the same on both sides of the equation, adhering to the law of conservation of mass.

### Steps to Balance Chemical Equations

1. Write the unbalanced equation.
2. Count the number of atoms for each element on both sides.
3. Add coefficients to balance the atoms, starting with the most complex molecule.
4. Recheck the balance after adding coefficients.
5. Ensure all coefficients are in the simplest form.

Example:

Balancing the equation  $\text{( C}_3\text{H}_8 + \text{O}_2 \rightarrow \text{CO}_2 + \text{H}_2\text{O )}$ :

- Unbalanced:  $\text{( C}_3\text{H}_8 + \text{O}_2 \rightarrow \text{CO}_2 + \text{H}_2\text{O )}$
- Balancing:  $\text{( C}_3\text{H}_8 + 5\text{O}_2 \rightarrow 3\text{CO}_2 + 4\text{H}_2\text{O )}$

## Common Chemical Equations Worksheet Exercises

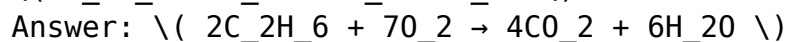
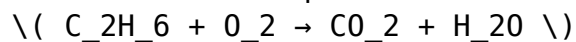
Worksheets on chemical equations usually include various types of exercises that help reinforce learning. Here are some common types of questions you may find:

- Balancing equations
- Identifying reaction types
- Predicting products of reactions

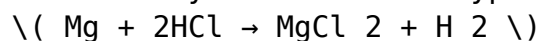
- Writing chemical equations from word descriptions

## Sample Worksheet Questions and Answers

1. Balance the equation:

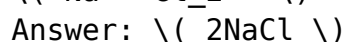
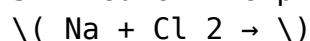


2. Identify the reaction type:



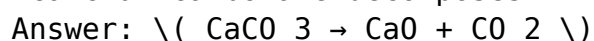
Answer: Single Replacement Reaction

3. Predict the products:



4. Write the chemical equation for:

"Calcium carbonate decomposes into calcium oxide and carbon dioxide."



## Resources for Chemical Equations and Reactions

To enhance your understanding and practice of chemical equations, consider the following resources:

- Textbooks: Comprehensive chemistry textbooks often include sections dedicated to chemical reactions and equations.
- Online Platforms: Websites like Khan Academy and ChemCollective offer interactive tutorials and practice exercises.
- YouTube Channels: Educational channels can provide visual explanations and tutorials on balancing equations and identifying reaction types.
- Worksheets: Numerous educational websites provide free downloadable worksheets for additional practice.

## Conclusion

**Chemical equations and reactions worksheet answers** serve as an invaluable resource for mastering the complexities of chemical reactions. By understanding the different types of reactions, practicing balancing equations, and utilizing various resources, students can build a solid foundation in chemistry. Whether you are a student preparing for exams or an educator seeking to enhance your teaching materials, these worksheets and answers will provide the necessary support in your educational journey.

# Frequently Asked Questions

## What are the key components of a balanced chemical equation?

A balanced chemical equation includes reactants on the left side, products on the right side, and the same number of each type of atom on both sides to satisfy the law of conservation of mass.

## How do you determine if a chemical equation is balanced?

To determine if a chemical equation is balanced, count the number of atoms of each element on both sides of the equation. If the counts are equal for every element, the equation is balanced.

## What is the significance of coefficients in chemical equations?

Coefficients indicate the number of molecules or moles of a substance involved in the reaction, helping to balance the equation and reflect the proportions in which reactants and products combine or form.

## What are some common types of chemical reactions that can be included in worksheets?

Common types of chemical reactions include synthesis, decomposition, single replacement, double replacement, and combustion reactions.

## Where can I find reliable worksheets for practicing chemical equations and reactions?

Reliable worksheets for practicing chemical equations and reactions can be found on educational websites, teacher resource platforms, and in chemistry textbooks or study guides.

## [Chemical Equations And Reactions Worksheet Answers](#)

Find other PDF articles:

<https://staging.liftfoils.com/archive-ga-23-15/Book?trackid=aCd68-4488&title=cowboy-song-thin-lizz-y-chords.pdf>

## Chemical Equations And Reactions Worksheet Answers

Back to Home: <https://staging.liftfoils.com>